

Ultra Wideband Omnidirectional Antenna capable of supporting TETRA, GSM, DCS, PCS, UMTS, WiFi 2.4 and 5.6 GHz, 4G LTE, and WiMax

DESCRIPTION

- > Ground plane independent indoor DAS antenna .
- > Omnidirectional coverage for the 380 - 6000 MHz band.
- > Installation from above or below the ceiling.
- > Provided with external coaxial cable with N-female connector.
- > No need for external ground plane.
- > Two installation options.



SPECIFICATIONS

Electrical	
Model	UWB-I 380-6000
Frequency	380 - 6000 MHz
Antenna Type	Low profile multiband
Max. Input Power	50 W
Polarisation	Vertical
Pattern Type	Omnidirectional
Impedance	50 Ω
Gain	-2.2dBd / 0dBi
VSWR	< 2.0:1
Passive Intermodulation	< -140 dBc (2 x 37 dBm)


Mechanical	
Connection(s)	N(f)
Materials	Radome : Lexan Flame retardant : UL 94 HB recognized Chasis : Aluminium
Cable	RG400 (length : 400 mm)
Colour	White (RAL 9003)
Dimensions	107 / 325 mm
Height	Approx. 146 mm / 5.75 in.
Weight	Approx. 0.65 kg / 1.43 lb.

Environmental	
Operating Temperature Range	-30 °C to +70 °C

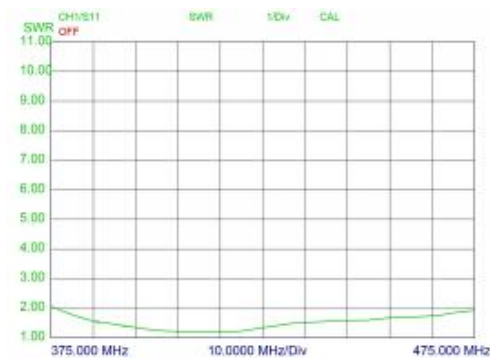
ORDERING

Model	Product No.
UWB-I 380-6000	10000545

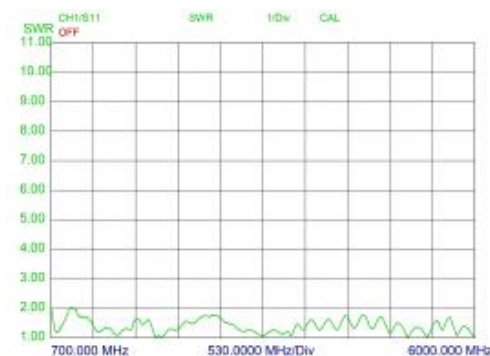
CEILING MOUNTED



TYPICAL VSWR CURVE (375 - 475 MHz)



TYPICAL VSWR CURVE (700 - 6000 MHz)



**INSTALLATION - METHOD A (GLAND INSTALLATION)**

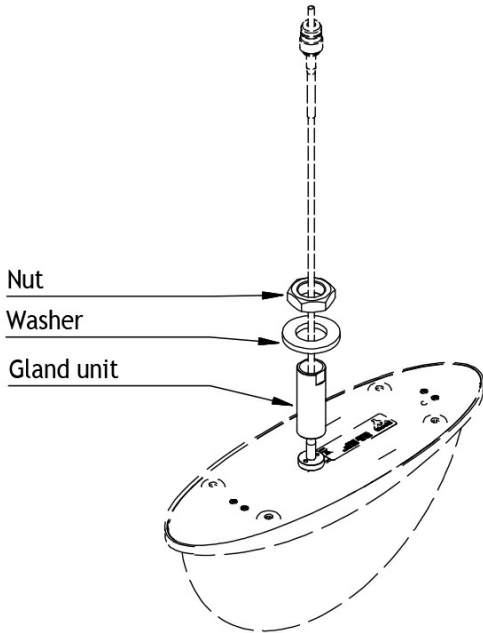
(Ceiling thickness 3 - 44 mm)

- > Screw the gland unit on to the bottom.
- > Drill a hole in the ceiling (23 - 25mm dia.).
- > Pull the cable through the hole.
- > Mount the antenna with the nut and the washer

**Gland mounting**

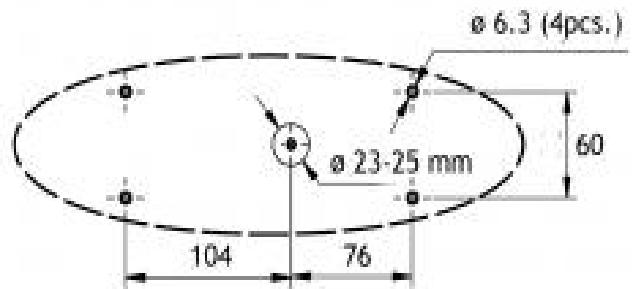
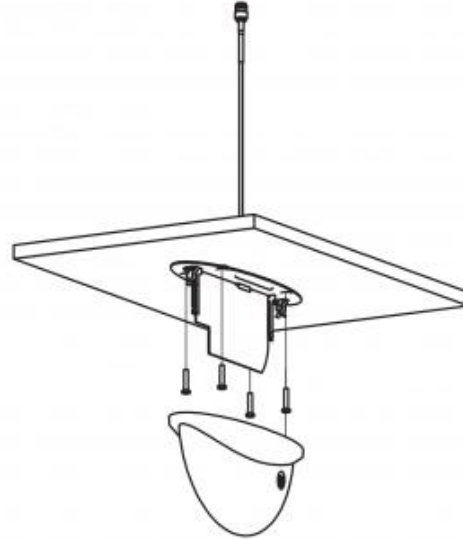


**Kit for gland mounting  
(Included in the packaging)**

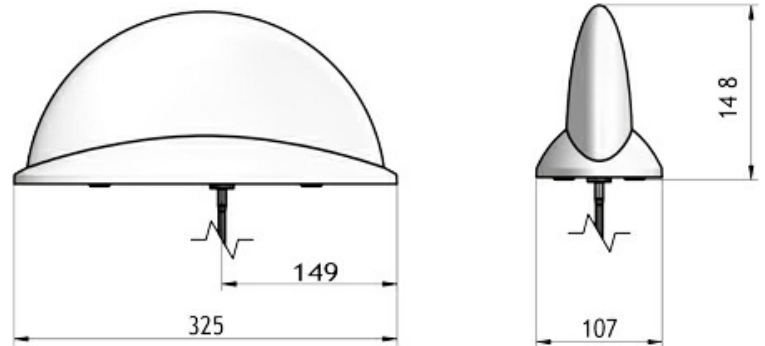


**INSTALLATION - METHOD B**

- > Separate the radome part (white plastic) from the base part by pulling the 2 parts from each other.
- > Drill 5 holes in the ceiling. 4 pcs. 6.3 mm dia. and 1 pcs. 23 - 25 mm dia.
- > Pull the cable through the 23 mm dia. hole.
- > Mount the base part to the ceiling with 4 screws (e.g. M6 screws) Screw height max 5 mm.
- > Snap the radome part to the base part



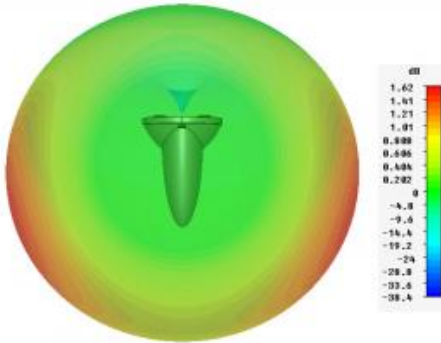
**ANTENNA DIMENSION**



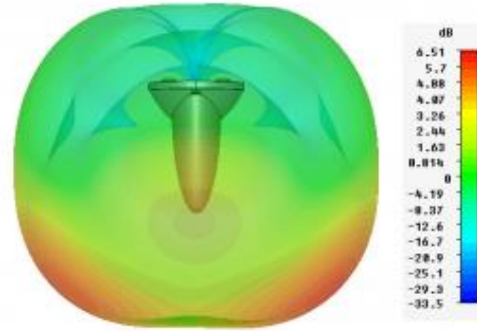
All dimensions are given in mm.

3D GAIN PLOT

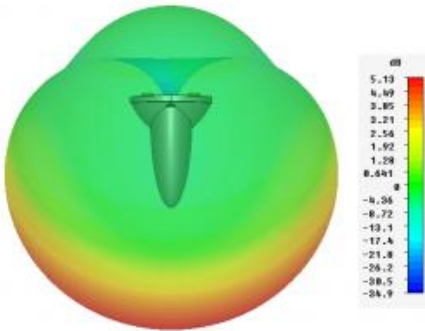
TETRA 380 MHz



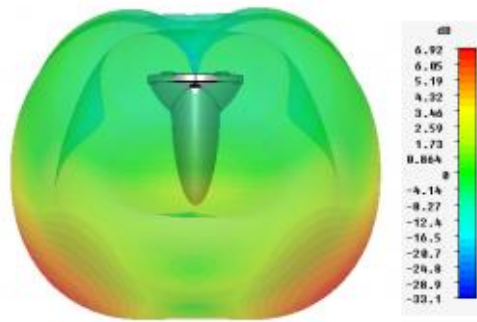
UMTS 2100 MHz



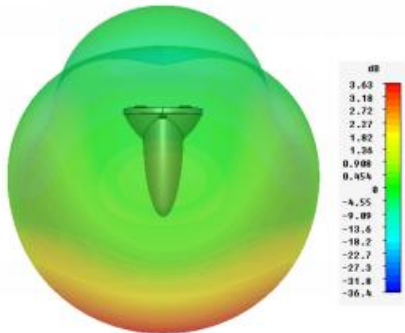
LTE 750 MHz



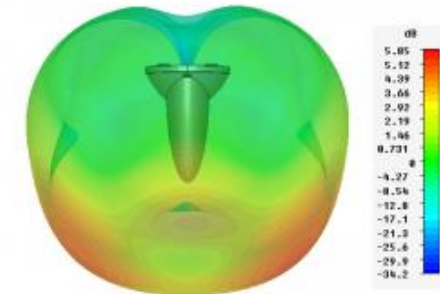
WIFI 2400 MHz



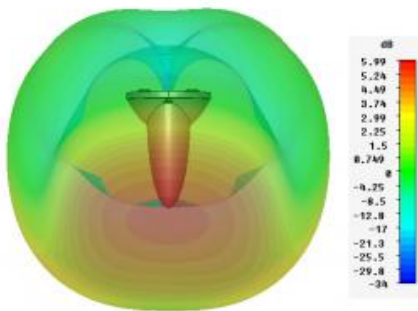
GSM 900 MHz



LTE 2600 MHz



GSM 1850 MHz



WIMAX 5500 MHz

